


A 57 DRAFT ANNUAL BUDGET 2024/2025 FINANCIAL YEAR**(EC 2024 03 18, C 2024 03 27)****(5/1/P)****RESOLVED**

1. That the Capital and Operational Estimates for the 2024/2025 financial year as fully recorded in the report in this regard be approved and that the Accounting Officer proceeds with the publication of the Annual Budget as outlined in section 22 of the Municipal Finance Management Act 56 of 2003.
2. That the 2024/2025 financial year budget related policies be approved as more fully set out in **Part 2 of supporting documents in the budget.**
3. That the draft 2024/2025 tariff listing for municipal services as more fully set out in part 1 of supporting budget documents be approved and that the municipality will adopt 0% increase in Property Rates tariff due to the implementation of the new General Valuation Roll from 1 July 2024.
4. That it be noted that the draft 2024/2025 capital and operational Estimates will after approval by the Council in terms of section 22 of the Municipal Finance Management Act, be submitted to National Treasury and the Provincial Treasury, together with the quality certificate approved by the accounting officer.
5. That an amount of R 13,592,048 be allocated to GTEDA Municipal entity.
6. That the detailed budget resolutions attached as per "**Annexure S**" be approved.
7. That the cost containment circular no 82 and 97 as issued by national treasury on the 30th of March 2016 and 31 July 2019 continuously be enforced to reduce spending on non-priority items.

Signed by the Speaker**Councillor MS Tiba.....**

1. BUDGET RELATED RESOLUTIONS

- (a) That the draft Budget of Greater Tzaneen Municipality for the financial year 2024/2025 and the indicative revenue and projected expenditure for the two subsequent years 2025/2026 and 2026/2027 be approved.
- (b) That the Annexures and policies attached to this report be approved.
- (c) That Council takes cognizance thereof that the increase in tariffs on the previous year tariffs are within the guideline set by National Treasury.
- (d) That the budget for water and sewer drafted by the Chief Financial Officer of Greater Tzaneen Municipality be submitted to Mopani District Municipality (MDM) for consideration, approval and submission to National Treasury.
- (e) That the allocations, for capital projects including GTEDA for the 2024/2025 – 2026/2027 financial year be approved as follows:

	2024/2025	2025/2026	2026/2027
Grants	R122 952 800	R110 429 500	R120 587 300
Own Sources	R89 709 223	R89 709 223	R90 000 000
GTEDA	R290 777	R290 777	R0
TOTAL	R212 925 800	R200 429 500	R210 587 300

- (f) That an amount of R 13 592 048 (previous year R12 585 230) be allocated to GTEDA Municipal Entity.
- (g) That the expenditure on the public entertainment and subsistence and travel votes be limited to the budgeted amounts and that no overspending on these votes be allowed without the prior approval of the Municipal Manager and the Chief Financial Officer.
- (h) That no overspending be allowed on the entertainment votes without the prior approval of the Municipal Manager and the Chief Financial Officer and that the amounts be limited to the guidelines contained in the cost containment measures
- (i) That the monthly accounts of poor households (indigent) that qualify for free basic services be approved at R200,00 per month plus water consumption above 6 kilo litre per month.

- (j) That the measurable performance objective for revenue for each source and for each vote be approved.
- (k) That the municipal fleet be purchased through a finance lease and that the process commences immediately after Council approval.

(l) CAPITAL BUDGET

- I. That no annuity loan be taken up to finance Capital Projects during the 2024/2025 financial year.
- II. That Council takes cognizance of the R111 062 000 MIG allocation for capital projects of which R105 152 800 is allocated for Capital and R5 909 200 is allocated for Operational activities.

III. TRANSPORT BUDGET

- I That the Vehicle budget as per **Annexure "G"** and tariffs applicable for each vehicle be approved.
- II That all vehicles be rationalized to the needs of the different departments to ensure optimal and cost-effective fleet management to all departments.
- III That all departments adhere to the requirements of utilization and costing set out in the Vehicle Fleet Policy.

(m) PERSONNEL

That the Organizational structure budget for Greater Tzaneen Municipality be approved. **Annexure "F"**.

(n) INTEREST ON ARREARS OTHER THAN FOR RATES

That the interest rate in terms of the Local Government, Municipal Systems Act 32 of 2000 be determined the same as the current rate, namely, 18%.

(o) INTEREST ON AREAR RATES

That the interest rate of prime rate as at 1 July 2024 plus 1% as promulgated in Government Gazette no. 28113 of 13 October 2005 be approved and that the prime rate of ABSA Bank, where Greater Tzaneen Municipality primary bank account is held, be applicable.

- (p) That R950 000 (previous year R950 000) be made available to the Mayor for the 2024/2025 financial year, allocated as follows:
- I R500 000 Public Programs which must be subjected to Audit and be utilized in accordance with circular 126. (Funds will only be used for charity purposes) (Previous year R500 000)
 - II R450 000 For Bursaries (Previous year R450 000)
- (q) That R250 000 (Previous year R250 000) be made available for the Speaker Public Programs which must be subjected to Audit and be utilized in accordance with circular 126.
- (r) That an amount of R150 000 (Previous year R150 000) be allocated to SPCA for the running of the pound effectively and successfully
- (s) **SOLID WASTE: TARIFFS**

That the following tariffs for solid waste be approved:

Solid Waste Tariffs & Charges			
Solid Waste Kerbside Removals		Current	Proposed
1.	Residential waste		
	a. Waste tariff for urban residential premises, for 1 x kerbside-removal p.w	R166.53	R174.69
	b. Basic waste charge for non-urban residential premises	R166.53	R174.69
2.	Business waste	Current	Proposed
	a. Basic waste charge	R555.08	R582.28
	b. Waste tariff per unit of 85 x litres, for 6 x kerbside-removals p.w.	R555.08	R582.28
3.	Industrial waste		
	a. Basic waste charge	R444.09	R465.85
	b. Waste tariff per unit of 85 x litres, for 3 x kerbside-removals p.w.	R444.09	R465.85
4.	Institutional waste		
	Basic waste charge	R527.19	R553.03

	Waste tariff per unit of 85 x litres, for 6 x kerbside-removals p.w.	R527.19	R553.03
5.	<u>Dead Animals</u>		
	Collection, transportation and disposal of animal carcasses per removal	R409.35	R429.41
6.	<u>Condemned Foodstuffs</u>		
	Collection; transportation and disposal of condemned foodstuffs per load of 1 x ton // 1 m ³ or part thereof and issuing of safe disposal certificates	R1 469.92	R1 541.95
7.	<u>Clean up Tariff of Dirty Stands/Premises</u>		
	Clean up tariff per ton or 1m ³ or part there-off	R2 632.50	R2 761.49
8.	<u>Bulky Waste charges for Removals in 6m³ Skip-containers</u>		
	Removal of 6m ³ (or part there-of) of compactable-waste p.w.	R600.00	R629.40
	Removal of 6m ³ (or part there-of) of non-compactable-waste p.w.	R550.00 See note	R576.95 See note
9.	<u>Landfill entrance charges for private waste depositions</u>		
	Per entry of a light delivery van or trailer load not exceeding ≤1 ton // 1 m ³ (or part thereof)	R314.87	R330.30
	Per entry of a lorry load not exceeding 3 tons // 3m ³ , but exceeding ≤ 1 ton // 1m ³ (or part thereof)	R618.88	R649.21
	Per entry of a lorry load not exceeding 6 x tons // 6m ³ but exceeding ≤ 3 x tons // 3m ³ (or part thereof)	R1 538.52	R1 613.91
	Per entry of a lorry load not exceeding 10 x tons // 10m ³ but exceeding ≤ 6 x tons // 6m ³ (or part thereof)	R2 622.10	R2 750.58
	Per entry of a lorry load exceeding ≤ 10 x tons // 10m ³ (or part thereof)	R3 397.33	R3 563.80
10.	<u>Health Care Risk Waste charges for collection, transportation & disposal</u>	Current	Proposed
	≤ = 5 x lit sharps	R194.36	R203.89
	≤ = 5 x lit human tissue	R308.69	R323.81

≤ = 10 x lit sharps	R423.02	R443.75
≤ = 10 x lit human tissue	R423.02	R443.75
≤ = 20 x lit sharps	R605.95	R635.64
≤ = 20 x lit human tissue	R605.95	R635.64
≤ = 85 x lit H.C.R.W. in liner	R217.22	R227.87
≤ = 25 x lit H.C.R.W box + liner	R160.07	R167.91
≤ = 50 x lit H.C.R.W box + liner	R320.12	R335.81
≤ = 140 x lit H.C.R.W box + liner	R788.88	R827.53
≤ = 140 x lit Empty liners	R45.73	R47.97

(t) WATER SUPPLY: TARIFFS

That the following tariffs for water supply be approved

Tariffs Basic Charges

	CURRENT	PROPOSED
Domestic (AA)	R42.54	R44.63
Business (BA)	R67.19	R70.48
Industrial (CA)	R67.19	R70.48
State (EA)	R114.25	R119.85
Dept (FA)	R42.54	R44.63
Transnet (HA)	R114.25	R119.85
Flats	R69.43	R72.84
Education	R53.78	R56.41

Tariffs for Consumption

I	DOMESTIC (AA)	CURRENT	PROPOSED
	0 – 6 kl	R1,56 per kl	R1,64 per kl
	7 – 10 kl	R4,37 per kl	R4,58 per kl
	11 – 25 kl	R7,71 per kl	R8, 09 per kl
	26 – 35 kl	R10, 40 per kl	R10,91 per kl
	36 – 100 kl	R11,60 per kl	R12, 17 per kl
	101 kl and more	R21, 85 per kl	R22, 92 per kl
ii	BUSINESS (BA) / INDUSTRIAL (CA)		
	0 – 50 kl	R5,56 per kl	R5,83 per kl
	51 – 100 kl	R9, 27 per kl	R9,72 per kl
	101 and more	R11, 12 per kl	R11,66 per kl
iii	STATE (EA) TRANSNET (HA)		
	0 – 50 kl	R10, 30 per kl	R10,80 per kl
	51 – 250 kl	R13,72 per kl	R14, 39 per kl
	251 and more	R14, 58 per kl	R15, 29 per kl
iv	DEPT (FA) (MUNICIPAL BUILDINGS)		
	0 – 6 kl	R1,13 per kl	R1,19 per kl
	7 – 10 kl	R3, 00 per kl	R3,15 per kl
	11 – 25 kl	R5,30 per kl	R5,56 per kl
	26 – 35 kl	R6,35 per kl	R6,66 per kl
	36 – 100 kl	R7,96 per kl	R8, 35 per kl
	101 kl and more	R14,86 per kl	R15, 59 per kl
V	FLATS		
	0 – 75 kl	R2,74 per kl	R2,87 per kl
	76 – 120 kl	R8,69 per kl	R9, 12 per kl
	121 – 200 kl	R9, 15 per kl	R9,60 per kl
	201 – 250 kl	R9,60 per kl	R10, 07 per kl
	251 – 370 kl	R10, 07 per kl	R10,56 per kl
	371kl and more	R10,98 per kl	R11, 52 per kl
vi	EDUCATION		
	0 – 50 kl	R4,44 per kl	R4,66 per kl
	51 – 200 kl	R5,93 per kl	R6, 22 per kl
	201 – 400 kl	R6, 30 per kl	R6,61 per kl
	401 kl and more	R7,40 per kl	R7,76 per kl

HAENERTSBURG WATER TARIFFS

	CURRENT	PROPOSED
00 – 6 kl	9,93 per kl	10, 42 per kl
7 – 10 kl	9,93 per kl	10, 42 per kl
11 – 25 kl	9,93 per kl	10, 42 per kl
26 – 35 kl	9,93 per kl	10, 42 per kl
36 – 100 kl	9,93 per kl	10, 42 per kl
101 kl and more	9,93 per kl	10, 42 per kl

That these tariffs be increased according to the increases implemented by Lepele.

(u) SEWERAGE: TARIFFS

That the following tariffs for sewer services be approved:

	CURRENT	PROPOSED
Charge per m ² (Basic Charge)	R0,405/kl	R0,425/kl
CHARGE PER KL WATER USAGE/MONTH		
Domestic (AA)	R1, 030/kl	R1,080/kl
Business (BA)	R1,716/kl	R1,800/kl
Hotel (BB)	R1,432/kl	R1,502/kl
Guest Houses	R1,432/kl	R1,502/kl
Industrial (CA)	R1,716/kl	R1,800/kl
Flats (IA)	R1, 030/kl	R1,080/kl
State (EA)	R1,316/kl	R1,380/kl
Education	R0,569/kl	R0,596/kl
Incentives	R0,569/kl	R0,596/kl

(v) **GENERAL RATES AND REBATE**

PROPERTY RATES TARIFFS

Categories of properties in terms of the policy	CURRENT	PROPOSED
Agricultural Properties		
Tariff on market value	R0,002726	R0,002726
Business and Commercial Properties		
Tariff on market value	R0,015837	R0,015837
Cemeteries and Crematoriums Properties		
Tariff on market value	R0,00	R0,00
Industrial Properties		
Tariff on market value	R0,015837	R0,015837
Municipal Properties		
Tariff on market value	R0,00	R0,00
Vacant Land		
Tariff on market value	R0,015837	R0,015837
Public Benefit Organization Properties		
Tariff on market value	R0,002726	R0,002726
Public Service Infrastructure		
Tariff on market value	R0,002726	R0,002726
Properties for Religious Use		
Tariff on market value	R0,00	R0,00
Residential Properties		
Tariff on market value	R0,015837	R0,015837
Public Service Properties		
Tariff on market value	R0,015837	R0,015837

To comply with the requirements of Government Gazette no 32991 the following ratios will apply:

- (a) The first number in the second column of the table represents the ratio to the rate on residential properties;
- (b) The second number in the second column of the table represents the maximum ratio to the rate on residential property that may be imposed on the non-residential properties listed in the first column of the table:

<u>Categories</u>	<u>Ratio in Relation to Residential property</u>
Residential property	1:1
Agricultural property	1: 0,25
Public service infrastructure property	1: 0.25
Public benefit organization property	1: 0.25

The Agricultural Property, public service infrastructure property and Public benefit organization property tariff must be 25% of the residential tariff.

That the rates be paid in a single amount before 31 August or in twelve (12) equal monthly installments.

That according to the Municipal Property Rates Act 12 of 2007 updated September 2015 the following be taken into account:

"17 A Municipality may not levy a rate –

- (h) *On the first R15 000 of the market value of a property assigned in the valuation roll or supplementary valuation roll of a Municipality to a category determined by the Municipality –*
 - (i) *For residential properties; or*
 - (ii) *For properties used for multiple purposes, provided one or more components of the property are used for residential purposes;"*

That the interest rate on overdue amounts on property rates be charged at prime rate as at 1 July 2024 plus one (1%) percent in terms of the Municipal Property Rates Act, 2004.

That the rebates of 30% as contained in Councils Property Rates Policy on Residential property be applied.

(w) ELECTRICITY TARIFFS

That the following electricity tariffs be approved:

TARIFF B

- This tariff is available for single phase 230V (Capacity not exceeding 16 kVA) and three phase 400V (Capacity not exceeding 75 kVA)
- This tariff will suit medium to high consumption customers.

The following charges will be payable:

B.1. A fixed charge, whether electricity is consumed or not, per point of supply:

The following size circuit breakers will be available:

		AGRIC/DOMEST	BUSINESS
16 kVA Single phase	70 Amp	R 717.83	R 2 416.45
25 kVA Three phase	45 Amp	R 2 856.70	R 2 807.59
50 kVA Three phase	80 Amp	R 3 787.33	R 3 315.69
75 kVA Three phase	100 Amp	R 5 267.49	R 4 912.15

NOTE 1: The capacity of a supply shall be the capacity as determined by the Electrical Engineering Manager

PLUS

- A consumption charge, per kWh consumed
(Business) Single phase R 2.3874
- B.2.1 A consumption charge, per kWh consumed
(Business) Three phase R 2.3940
- B.2.2 A consumption charge, per kWh consumed
(Agric/Domestic) Three phase R 3.0181
- B.2.3 A consumption charge, per kWh consumed
(Agric/Domestic) Single phase R 2.4997

PLUS

- B.3.1 On single phase Business connections, an additional charge per kWh for every unit consumed above 1500 units
(Business 1 Phase) R0.0716c

PLUS

- B.3.1 On three phase Business connections, an additional charge per kWh for every unit consumed above 3 000 units
(Business 3 Phase) R0.0718c

PLUS

- B.3.2 On three phase Agri/Domestic connections, an additional charge per kWh for every unit consumed above 3 000 units.
(Agriculture/Domestic 3 phase) R0.0905c

PLUS

- B.3.3 On single phase connections and additional charge per kWh for every unit consumed above 1500 units.
(Agriculture/Domestic 1 phase) R0.0749c

TARIFF C

- This tariff is available for three phase supplies at the available standard voltage with a minimum capacity of 100 kVA
- This tariff will suit high consumption customers

- C.1** A fixed charge, whether electricity is consumed or not, per month, per point of supply:

C.1.1 Agriculture and Domestic R 3 554.52

C.1.2 Business R 5 065.17

- C.2** If the demand is registered during the months of June, July or August per point of supply:

(Agricultural/Domestic) R 600.89

- C.3** If the demand is registered during the months of September to May per point of supply:
- | | |
|-------------------------|----------|
| (Agric/Domestic) | R 373.46 |
|-------------------------|----------|
- C.4** If the demand is registered during the months of June, July or August per point of supply:
- | | |
|-------------------|----------|
| (Business) | R 458.75 |
|-------------------|----------|
- C.5** If the demand is registered during the months of September to May per point of supply:
- | | |
|-------------------|----------|
| (Business) | R 224.67 |
|-------------------|----------|
- C.6** A consumption charge, per kWh consumed:
- C.6.1 If the kWh has been consumed during the months of June, July or August:
- | | |
|-------------------------|----------|
| (Agric/Domestic) | R 1.8369 |
|-------------------------|----------|
- C.6.2 If the kWh has been consumed during the months of September to May:
- | | |
|-------------------------|----------|
| (Agric/Domestic) | R 1.4050 |
|-------------------------|----------|
- C.7** A consumption charge, per kWh consumed:
- C.7.1 If the kWh were consumed during the months of June, July or August:
- | | |
|-------------------|----------|
| (Business) | R 1.8811 |
|-------------------|----------|
- C.7.2 If the kWh were consumed during the months of September to May:
- | | |
|-------------------|----------|
| (Business) | R 1.3876 |
|-------------------|----------|
- C.8** A discount according to the voltage at which the electricity is supplied:
- C.8.1 If the electricity is supplied at three phase/400V: **0%**
- C.8.2 If the electricity is supplied at a higher voltage, but not exceeding 11 kV: **3%**
- C.8.3 If the electricity is supplied at a higher voltage than 11 kV (if available), but not exceeding 33 kV: **5%**

TARIFF D

This tariff is available for three phase bulk supplies at any voltage and with a minimum capacity at 200 kVA

- This tariff will suit mostly large load customers who can shift load out of the GTM peak hour periods.

The following charges will be payable:

D.1 A fixed charge, whether electricity is consumed or not, per month, per point of supply: R 17 680.42

D.2 A demand charge, per kVA registered, per month, per point of supply:

D.2.1 If the demand is registered during the months of June, July or August: R 120.68

D.2.2 If the demand is registered during the months of September to May: R 120.68

NOTE: Demand registered during Off-peak Hours will not be taken into account when calculating the demand charge payable.

D.3 A consumption charge, per kWh consumed:

D.3.1 If the kWh has been consumed during the months of June, July or August:

D.3.1.1 During Peak Hours R 6.9762

D.3.1.2 During Standard Hours R 1.9915

D.3.1.3 During Off-Peak Hours R 1.1650

D.3.2 If the kWh has been consumed during the months of September to May:

D.3.2.1 During Peak Hours R2.1035

D.3.2.2 During Standard Hours R1.5032

D.3.2.3 During Off-Peak Hours R1.0340

NOTE 1: Please take note of the time frames that changed for the winter period

For the purpose of this tariff Peak Hours will be from 06:00 to 09:00 and 17:00 to 19:00 on weekdays.
(June, July, August)

Standard Hours will be from 09:00 to 17:00, 19:00 to 22:00 on weekdays and from 07:00 to 12:00 and 18:00 to 20:00 on Saturdays. **(June, July, August)**

Off-Peak Hours will be from 22:00 to 06:00 on weekdays, 12:00 to 18:00 and 20:00 to 07:00 on Saturdays and all of Sundays.
(June, July, August)

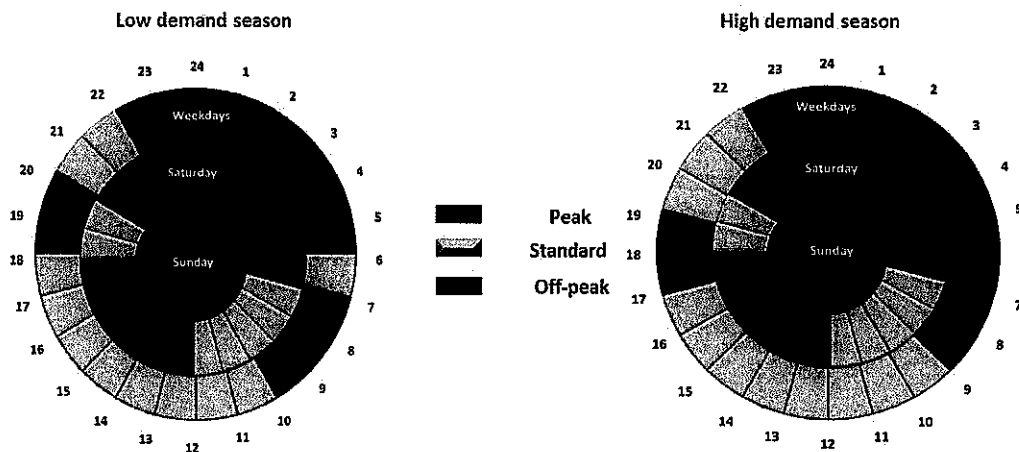
For the purpose of this tariff Peak Hours will be from 07:00 to 10:00 and 18:00 to 20:00 on weekdays.
(September to May)

Standard Hours will be from 06:00 to 07:00, 10:00 to 18:00 and 20:00 to 22:00 on weekdays and from 07:00 to 12:00 and 18:00 to 20:00 on Saturdays.
(September to May)

Off-Peak Hours will be from 22:00 to 06:00 on weekdays, 12:00 to 18:00 and 20:00 to 07:00 on Saturdays and all of Sundays.
(September to May)

A Public Holiday will be treated as per the day it falls on.

Times to be such as to relate to GTM peaks/load curve.



D.4 A discount according to the voltage at which the electricity is supplied.

D.4.1 If the electricity is supplied at three phase / 400V :
0%

D.4.2 If the electricity is supplied at a higher voltage than 400V, but not exceeding 11kV:

3%

D.4.3 If the electricity is supplied at a higher voltage than 11kV (if available) but not exceeding 33 kV

5%

NOTE: *With the changes to the TOU winter peak period June, July and August. The Greater Tzaneen Municipality will be reprogramming there electronic meters to align with the new times. We will also password protect our electronic meters for tampering and protection of data on the meter. This will be in line with the NRS 057 "Confidentiality of Metering Data"*

(s) Credit Control

- I That Council's adopted Credit Control Policy be strictly adhered to, to curb outstanding debt.
- II That a monthly report be submitted to Council regarding Councilor arrears on consumer accounts.

(t) PRE-PAID TARIFF
IBT IMPLEMENTATION

Pre-paid metering which will utilize the latest technologies plc (Power Line Carrier) metering with concentrators for monitoring and administration purposes.

This tariff will only be available to customers with pre-paid meters.

DOMESTIC TARIFFS (IBT's)			
DOMESTIC BLOCK 1 0 – 50 kWh (R/kWh)	DOMESTIC BLOCK 2 51 – 350 kWh (R/kWh)	DOMESTIC BLOCK 3 351 – 600 kWh (R/kWh)	DOMESTIC BLOCK 4 >600 kWh (R/kWh)
R1.7548	R2.2532	R3.0017	R3.7393
IBT Fixed Charge		R 197.00 / month	

(x) **SUNDRY TARIFFS 2024/2025**

ELECTRICITY

That in terms of the provisions of section 11(3) of the Local Government Municipal Systems Act 2000, the Council by resolution amends the charges payable for the supply of electricity as contained in Municipal Notice No. 19 of 1988 and promulgated in Provincial Gazette no 4565 dated 1 June 1988 with effect from 1 July 2024 by the substitution for part (iii) of the tariff of charges of the following:

By the substitution for clause 2 (1) of the following:

	Current	Proposed
Illegal Connection Fee	up to R24 000	up to R25 200

DISCONNECTION CHARGES

Electricity

Electricity Cut – disconnections	R480	R504
Electricity Cut – Removal of meters	R820	R861
Remove installation	R3 500	R3 675

Water

Water restriction: Business	R270	R285
Water restriction: Residential/Urban	R290	R300
Water disconnection: nonresidential (15 – 40 mm)	R690	R725
Water disconnection: non-residential (50-100mm)	R1 200	R1 260
Water Normalize Flow Res/Bus	R350	R370
Water Normalize Flow Farmers	R380	R400

SERVICE CONTRIBUTION TARIFF (2024/2025) PER KVA

	Current	Proposed
1. New LV connection (Electrification)	R4 658	R4 891
2. LV at pole transformer rural	R4 517	R4 756
3. 11kV at 33/11kV rural sub	R3 340	R3 507
4. 33kV at 33/11kV rural sub	R3 481	R3 665
5. 33kV busbars at 66/33kV rural main sub	R3 483	R3 657
6. 66kV busbars at 66/33kV rural main sub	R2 008	R2 108
7. LV 1ph at kiosk	R6 414	R6 735
8. LV 3ph at kiosk	R5 103	R5 358
9. LV busbars minisub provided by developer	R3 011	R3 162
10. LV busbars in minisub	R4 434	R4 656
11. 11kV RMU MU provided by developer	R3 782	R3 971

12.	11kV busbars at switching sub	R2 941	R3 088
13.	11kV busbars main sub (Urban)	R5 447	R5 719
14.	66kV busbars at main sub (Urban)	R1 114	R1 170
15.	66kV busbars intake sub (Urban)	R46	R48
16.	32kV busbars intake sub (Urban)	R62	R65

EVENTS

N.B All events that need to erect a tent at the soccer pitch:

- Tent that takes capacity of 50 people **R6 250-00** non-refundable
- More than the capacity of 50 people **R10 400-00** non-refundable

R5 000-00 fine to be levied on vehicles driving on the synthetic track.

More than one tent and stage and the pitch, pitch protectors must be hired, transported and installed by the event organizers.

TARIFFS

	CURRENT	PROPOSED
Major soccer game	R8 295	R 8 705
Sport bodies at club level: Stadium	R865	R900
Sport bodies at inter-district level	R1 600	R1 680
Athletics (Adults)	R1 600	R1 680
Athletics (Schools)	R1 600	R1 680
Rally's	R8 295	R8 705
Church Activities	R3 675	R3 855
Meeting at Nkowankowa Community Hall	R190 p/h	R190 p/h
Government and Agencies meetings and workshop	R750 p/day	R750 p/day

That 20% gate takings in respect of all events for which gate takings are collected be levied.

It is also recommended that Nkowankowa stadium be strictly used for sport.

Soccer teams in the following divisions:	NFD	R900	R900
	VODACOM	R790	R790
	CASTLE	R400	R400

Sporting codes such as: Tennis, Netball, Volleyball R3 675 R3 675
 Aerobics, Boxing, etc.
 Annually training for 1 hour a day.

LOCAL FOOTBALL ASSOCIATION R200.00

MERRY GO ROUND EVENT {INSIDE AND OUTSIDE} R6000.00 PLUS ELECTRICITY CONSUMPTION THAT ELETRICAL DEPARTMENT MUST STIPULATE

NB: Training from Mondays to Thursdays in the clubhouse and conference room to allow cleaning for the weekend bookings.

	CURRENT	PROPOSED
Burgersdorp Stadium -	R525/day	R525 /day
Lenyenye Stadium -	R525/day	R525/day
Julesburg Stadium -	R525/day	R525/day
Julesburg Hall -	R225/day	R225/day

BURGERSDORP STADIUM

Major Games -	R630/day	R630/day
change room or ablution		
Small Clubs -	R275/day	R275/day
Runnyemedede Stadium -	R220/day	R220/day

Development Teams and schools to use for free (Due to Presidential intervention during Visit)

N.B. Programme to be submitted to office for control purpose.

COMMUNITY HALLS AT NKOWANKOWA AND LENYENYE TARIFFS PER DAY

	CURRENT	PROPOSED
Film shows	R1 850	R1 850
Arts and Culture Activities	R2 250	R2 250
Political Rally	R2 250	R2 250
Traditional Dance	R1 850	R1 850
Charitable Organisation & NGO	R750	R750
Wedding Ceremony	R2 500	R2 500
Funeral Service	R1 150	R1 150

Church Activities	R1 150	R1 150
Meetings	R210/hour	R210/hour
Trainings/Workshop	R1 000/day	R1 000/day
Festivals Nonrefundable	R20 000	R20 000
	AND 20% of all gate takings	
Minitzani Hall	R200/day	R200/day
Clubhouse	R380/day	R380/day
Project room (Muhlaba hall)	R250/day	R250/day
Graduation functions Adults	R1 900	R1 900
Graduation function for Day Care/Crèches	R900	
Julesburg Hall	R200/day	R200/day
Erection of tent on Va khegula ground for event	R1 300	R1 300
Nkowankowa Stadium yard parking only	R10/car	R10/car
Conference Room Nkowankowa Stadium	R370/day	R370/day
Rent of Tumer room (Heanertsburg Library)	R200/day	R200/day
Project room (Muhlaba hall)	R200/day	R200/day
Developed Park hire for church services, party, etc	R600/day	R600/day
Masters and Veterans	R250	R250
Beauty pageant	R2 500	R2 500
Concert	R2 500	R2 500
Choir	R1 150	R1 150

NB: All night events to pay for two days because the event goes over to the second day and the venue cannot be booked out for the next day too.

PARKING FEE

	CURRENT	PROPOSED
Parking at municipal main building designated areas	R10	R70

SWIMMING POOL USAGE

Swimming pool opens from 10:00- 18:00 Wednesday to Sunday

Admission fee R31.47 per day except infants from 3 years down and pensioners in possession of their pension card.

Monthly Tickets from R188.82 per person.

School going kids R125.88 per month.

Season Tickets from R1 028.02.00 per person.

Local School galas or Aquatic sport events will pay R524.50

Provincial and National school galas or aquatic sport events pay R839.20

Swimming instruction done at remuneration by trainees during hours, which was previously approved per season, per instructor be R3 776.40 for 3 lanes at 10 persons per lane for 2 hours a day or R31.47 per person, 10 persons per lane for 2 hours for all categories i.e. Juniors, Seniors etc.

School children in groups enter for free of charge per child to use the swimming pool during school hours, provided that permission has previously been obtained and provided that:

- A teacher of the relevant school shall exercise direct supervision over the children at the swimming bath;
- The children shall not be allowed to stay in the water for a period exceeding 60 minutes, and children from any school day, shall leave the premises not later than 13h00.

R629.40 per hour per lifeguard shall be payable for life saving guard services attendance after swimming hours to defray overtime costs.

Swimming development and coaching requirements must be met by any interested person OR Organization, to conduct swimming and coaching development in the Greater Tzaneen Municipality.

INDOOR AND OUTDOOR SPORT CENTER NKOWANKOWA C SECTION

Developmental games are free at soccer and net ball courts;

Soccer games R310 for 2 hours;

Net ball games R310 for 2 hours;

Aerobics classes are free to organized groups in the yard not in the hall;

Use of gym equipment R110 per month except week ends and public holidays;

Use of gym equipment per year R935 (Special arrangement to be made for weekends and public holidays);

Indoor sport activities Clubs to pay R2 080 annually Basketball courts; etc.

BURIAL SERVICE

That in terms of the provision of Section 11 (3) of the Local Government Municipal System Act 2000 the Council by resolution amends the charges payable for burial services promulgated under Municipal Notice 63/1996 of 18 October 1996 as set out in the under mentioned schedule with effect from 1 July 2024:

SCHEDULE

BURIAL SERVICES IN GREATER TZANEEN MUNICIPALITY

1. When the deceased lived in the municipal area at the time of the passing:

	CURRENT	PROPOSED
1.1 Per grave for any person under 03 years:	R750	R786.75
1.2 Per grave for any person 03 years and over:	R1 195	R1 253.55
1.3 Opening for second burial:	R750	R786.75

2. **When the deceased lived outside the municipal area at the time of the passing**

Children under 03 years per grave	R1 500	R1 573.50
Adults 03 years and over per grave	R2 935	R3 079.81
Re-opening for second burial	R1 600	R1 678.40
Niches: Per niche per deceased	R750	R786.75
Memorial work: Removal or re-affixing	R420	R440.58
Removal of ashes from a niche: Per removal	R370	R388.13

(During working hours) R115.00 per day or part thereof

Rent of Mulati 2nd Study Room.

(During working hours) R115.00 per day or part thereof

CHARGES PAYABLE FOR THE USE OF THE PUBLIC LIBRARIES

Members of the Tzaneen Library R70.00 or R150/family or R50.00 Pensioners

Members of the Haenertsburg, Letsitele, Shiluvane or Mulati Libraries	R40.00 or R80/family or R30.00 Pensioners
Deposit	R200.00 per person
Duplicate certificate of Membership	R20.00
Overdue Library material	R2.00 per book per week
Block loans	R200.00 per year plus membership of person responsible for block loan.

PHOTOCOPIES

A4 Photocopy	R1.00 per page
A3 Photocopy	R2.00 per page

RENT OF HALLS

Rent of the Tzaneen Library Study Hall (After hours)	R625.00 per day or part thereof
Rent of Haenertsburg Boardroom	R210.00 per day or part thereof.
Rent of Shiluvane 2 nd Study Room. (During working hours)	R115.00 per day or part thereof
Rent of Mulati 2 nd Study Room. (During working hours)	R115.00 per day or part thereof

WATER CONNECTIONS

That in terms of the provisions of Section 11 (3) of the Local Government Municipal System Act 2000, the Council by resolution amends the charges payable for the supply of water contained in Municipal Notice 36 dated 22 September 1982 and published in Official Gazette no. 4226 dated 22 September 1982, with effect from 1 July 2024 by the substitution for item 3 of the following:

Miscellaneous Charges

(a) For each separate 19 mm new water connection:

Old Tariff 2023/2024 VAT included = R4 303.82

Proposed Tariff 2024/2025 VAT included = R4 514.71

(b) For each new 50 mm water connection

Old Tariff 2023/2024 VAT included = R15 769.73
Proposed Tariff 2024/2025 VAT included = R16 542.45

(c) For each new 80 - 110 mm water connection
Old tariff 2023/2024 VAT included = R18 726.55
Proposed Tariff 2023/2024 VAT included = R19 644.15

(d) For each water re-connection & disconnection:
Old tariff 2023/2024 VAT included = R1 575.88
Proposed Tariff 2024/2025 VAT included = R1 653.10

(e) Water bulk contributions tariff

- New development to be charged according to their water daily demand as calculated on their design report.

Bulk contribution tariff = R 0.34/L/day

1.1. WATER TANKERS TARRIFS

- **New Tarrif hiring of a water tanker and drawing water from the Municipal water station.**

Proposed Tariff 2024/2025 + VAT = R0.29/kL

Only applies for Municipal water tanker - radius charge:

+ R0/km	from 0 – 60 km
+R4.98/km	from 61 – 120 km
+R7.12/km	from 121 km plus

1.2. WATER LABORATORY TARIFFS

CHEMICAL ORGANIC DETERMINANDS

Determinand	Abbreviation for request purposes	Analysis Units	Tariff excl VAT	SANAS Accreditation
Chemical Oxygen Demand (0.45µm Filtered)	FCOD	mg/L O ₂	R 287.47	No

CHEMICAL INORGANIC DETERMINANDS

Determinand	Abbreviation for request purposes	Analysis Units	Tariff excl VAT	SANAS Accreditation
Ammonia Nitrogen	NH ₃	mg/L N	R 91.40	No
Chloride	Cl	mg/L Cl	R 102.00	No
Fluoride	F	mg/L F	R 106.00	No
Free Chlorine	ClFre	mg/L Cl ₂	R 225.21	No
Nitrate Nitrogen	NO ₃	mg/L N	R 173.55	No
Orthophosphate	PO ₄	mg/L P	R 116.58	No
Sulphate	SO ₄	mg/L SO ₄	R 86.11	No

CHEMICAL PHYSICAL DETERMINANDS

Determinand	Abbreviation for request purposes	Analysis Units	Tariff excl VAT	SANAS Accreditation
Apparent Colour	Col	PtCo	R 84.78	No
Conductivity	Cond	Ms/m@25°C	R 49.01	No
Dissolved Solids	TDS	mg/L@180°C	R 94.03	No
PH	PH		R 49.01	No
Suspended Solids	TSS	mg/L@105°C	R 110.00	No
Total Alkalinity	Talk	mg/L CaCO ₃	R 94.03	No
Turbidity	Turb	FTU	R 80.80	No
Calculation Methods (requires additional determinands, please confirm with laboratory)				
Ryznar Index	RyzInd		R 84.78	No

OTHER

Determinand	Abbreviation for request purposes	Analysis Units	Tariff excl VAT	SANAS Accreditation
Calcium Hardness	CaHard	mg/L	R 90.10	No
Magnesium Hardness	MgHard	mg/L	R 90.10	No
Total Hardness	Thard	mg/L CaCO ₃	R145.27	No

CHEMICAL METALIC DETERMINED

Determinand	Dissolved Metals			
	Abbreviation for request purposes	Analysis Units	Tariff excl VAT	SANAS Accreditation
Aluminium	Al	mg/LAl	R 80.81	No
Calcium	Ca	mg/L Ca	R 80.81	No
Iron	Fe	mg/L Fe	R 80.81	No
Magnesium	Mg	mg/LMg	R 80.81	No
Manganese	Mn	mg/LMn	R 80.81	No
Potassium	K	mg/LK	R 80.81	No
Sodium	Na	mg/L Na	R 80.81	No
Zinc	Zn	mg/ L Zn	R 80.81	No

WATER MICROBIOLOGICAL

Determinand	Abbreviation for request purposes	Analysis Units	Tariff excl VAT	SANAS Accreditation
E.Coli (Faecal/Total Coliforms to be included-compulsory)	Ecol	cfu/100ml	R 76.83	No
Total Coliforms	TC	cfu/100ml	R 192.09	No
Heterotrophic plate Count	HPC	Count/ml	R192.09	No

2. SEWERAGE SUNDRY TARIFFS

2.1. SEWER CONNECTIONS

That in terms of the provisions of section 11 (3) of the Local Government Municipal System Act 2000, the Council amends by resolution the charges payable in terms of the Drainage and Plumbing By-Laws and By-Laws for the Licensing and regulating of Plumbers and Drain Layers published under Municipal Notice No. 35 dated 22 September 1982, and promulgated in Official Gazette No. 4226 dated 22 September 1982 as follows with effect from 1 July 2024.

Old Tariff 2023/2024 + VAT = R4 585.44
Proposed Tariff 2024/2025 + VAT = R4 810.13

2.2. SEWER HONEY SUCKER

Old Tariff 2023/2024 + VAT = R 176.736/m³
+ R0/km from 0 – 60 km
+R4.731/km from 61 – 120 km
+R6.766/km from 121 km plus

Only applies for Municipal water tanker - radius charge:

Proposed Tariff 2023/2024 + VAT = R186.103/m³
+ R0/km from 0 – 60 km
+R4.983/km from 61 – 120 km
+R7.123/km from 121 km plus

<u>EFFLUENT TYPE</u>	<u>CURRENT</u>	<u>PROPOSED</u>
• Domestic effluent by private tanker	R 49.28/m ³	R51.69/m ³
• Domestic effluent by private discharger /200 Liter / Drum	R 16.43/l/d	R17.24/l/d
• Trade effluent from outside Municipal's jurisdiction per tanker	R707.45/t	R742.12/t
• Trade effluent from inside municipal jurisdiction	R618.74/t	R649.06/t

PENALTIES

New Tariff for illegal water and sewer services:

- Water Connection R2 761.49
- Sewer Connection R2 761.49
- Illegal water abstraction R2 761.49
- Illegal water/sewer discharge R2 761.49

WATER AND SEWER PERMIT FEE

NEW TARRIF FOR PERMIT: ABSTRUCTION OF WATER AND DISPOSAL OF WASTEWATER:

- R576.95 PER YEAR FOR BOTH THE SERVICES

CHARGES FOR THE APPROVAL OF BUILDING PLANS

That in terms of the provision of section 11(3) of the Local Government Municipal System Act 2000 the Council by resolution amends the charges payable for the approval of building plans with effect from 1 July 2023 as set out in the schedule hereunder:

The charges payable for a building plan submitted for consideration shall be as follows:

The minimum charge payable for any building plan with the exception of item 3 and 4: 2024/2025 R764.38 (2023/2024 tariff was R728.68).

The charges payable for any building plans shall be R12.73 per m² for 2024/2025 and 2023/2024 tariff was R12.14.

To apply the abovementioned charges, the total area of any new building must be calculated at every floor level on the same erf, including verandas, galleries and balconies.

1. In addition to the charges payable in terms of item 1, a charge of R4.65per m² for 2024/2025 and (2023/2024 - tariff R4.42per m²) of the reinforced area is payable for every new building in which structural steelwork or concrete is utilized for the main framework as the main structural components of the building.
2. Charges payable for approval of alterations to existing buildings and buildings of special character such as factory chimneys, spires and similar erections, shall be calculated on the estimated value thereof at the rate of R45.06 for every R630.45 or part thereof, with a minimum charge of R924.17 and a maximum charge of R9 941.37.
3. Building plans for swimming pools will be approved at a charge of R626.25 per plan (2023/2024 tariff – R594.78.00)
4. Charges payable for the re-inspection of buildings and swimming pools: R892.70 per re-inspection. (2023/2024 Old tariff R851.00)

5. New tariffs for copy of approved building plans R277.98/ copy (Old Tariff R264.36).
6. Re- examination of building plans the costs as per item 1.
7. Town maps R289.52 per copy (Old Tariff R276.00)

SCHEDULE

ELECTRICAL CHARGES

That in terms of the provision of Section 11 (3) of the Local Government Municipal System Act 2000, the Council by resolution amends the charges payable for the supply of electricity as contained in Municipal Notice 19 of 1988, with effect from 1 July 2024 by the addition in part (iii) after clause (2) of the following:

TESTING OF METERS

	<u>OLD TARIFF</u>	<u>NEW TARIFF</u>
I Rural	R2 4554	R2 682
II Town	R1 788	R1 877
III New Connection charge	R455	R478

TARIFF CHANGE

Electricity tariff change	R1 777	R1 866
---------------------------	--------	--------

PRE-PAID

Keypad Replacement Fee	R515	R541
Lost Card Fee	R51	R54

Pre-paid:

Conventional to 60 Amp pre-paid Conversion charge (If infrastructure is available)	R2 643	R2 775
---	--------	--------

Pre-paid:

Upgrade from 20 Amp to 60 Amp Connection (Consumers to provide COC) (Rural settlements overhead connections only)	R7 504	R7 879
--	--------	--------

APPROVAL OF DESIGNS

Review of Electricity designs	R25/KVA	R26/KVA
-------------------------------	---------	---------

Available financial resources are dependent on the collection of revenue which has been identified as one of the major challenges facing Municipalities and will be addressed to ensure financial sustainability.

DETERMINATION OF CHARGES PAYABLE IN TERMS OF THE PROVISIONS OF CHAPTER 3, REGULATION 14(1)(b) OF THE SPATIAL PLANNING & LAND USE MANAGEMENT ACT, 2013 (ACT 16 OF 2013) AND SECTION 79 OF THE SPLUMA BY-LAW OF GREATER TZANEEN MUNICIPALITY

Notice is hereby given in terms of the provisions of Section 11 (3) of the Local Government Municipal Systems Act 2000, that the Greater Tzaneen Municipality has by Resolution determined charges payable in terms of the provisions of Chapter 3, Regulation 14 (1)(b) of the Spatial Planning & Land Use Management Act, 2013 (Act 16 of 2013) and Section 79 of the SPLUMA By-Law of Greater Tzaneen Municipality, with effect from 1 July 2024, as set out in the Schedule below.

SECTION A:

FEES EXCLUDING ADVERTISEMENT AND INSPECTION

APPLICATION	CURRENT TARIFF	PROPOSED TARIFF
i. Application for township establishment, extension of boundaries of an approved township, or amendment or cancellation in whole or in part of a General Plan of a township	R8670.00	R9095.00
ii. Application for consent use/special consent, excluding Spaza shops and telecommunication masts	R2317.00	R2431.00
iii. Application for consent use for spaza shops provided for in terms of an existing scheme	R316.00	R331.00
iv. Application for consent use for telecommunication masts and base stations	R2618.00	R2746.00
v. Application for the amendment of an existing scheme or land use scheme by the rezoning of land	5044.00	R5291.00
vi. Application for the removal, amendment, or suspension of a restrictive or absolute condition, servitude or reservation registered against the title of land and simultaneous rezoning	R5044.00	R5291.00
vii. Application for subdivision for property in 5 or less portions	R2844.00	R2983.00
viii. Application for subdivision of property in more than 5 portions	R2995.00 for the first 5 portions plus R266.00 in respect of each further portion	R3142.00 for the first 5 portions plus R279.00 in respect of each further portion
ix. Application for consolidation of any land	R1142.00	R1198.00
x. Exemption of Municipal Approval ito Section 63 of SPLUMA By-Law of GTM	R590.00	R619.00
xi. Application for permanent closure of any public place	R2820.00	R2958.00

xii.	Application for amendment of land use on communal land (former application for Permission to Occupy – PTO) i.e., applications for churches, crèches, taverns, etc.	R186.00	R195.00
xiii.	Application for consent or approval require in terms of a condition of title/condition of establishment of a township/existing scheme, or any consent or approval provided for in a Provincial Law	R422.00	R443.00
xiv.	Application for Tribunal's reasons	R952.00	R998.00
xv.	Comments of Tribunal regarding applications in terms of Act 21 /1940, Act 70/1970 and recommendation of layouts on R293 townships, or any other consent i.t.o. legislation not listed herein	R2845.00	R2984.00
xvi.	Amendment of pending subdivision application	R2437.00	R2556.00
xvii.	Amendment of pending Township application- <ul style="list-style-type: none"> • Material amendment • Non-material amendment 	R8135.00	R8533.00
		R2437.00	R2556.00
xviii.	Phasing of a Township application	R2437.00	R2556.00
xix.	Consideration of a Site Development Plan – SDP, in terms of the Tzaneen Town Planning Scheme, 20000	R2437.00	R2556.00
xx.	Application for extension of time – 1 st application (year 1) 2 nd application (year 2) 3 rd application (year 3)	R1210.00	R1270.00
		R2437.00	R2556.00
		R3649.00	R3828.00
xxi.	Application for Excision of Agricultural Holding	R2618.00	R2746.00
xxii.	Monthly fee payable in respect of Illegal use of land from date of expiry of 14-day notice if no extension of time was granted to date of promulgation of rights	R5235.00	R5492.00
xxiii.	Hard copy of Spatial Development Framework document	R7070.00	R7416.00
xxiv.	Hard copy of SPLUMA By-Law of Greater Tzaneen Municipality	R2667.00	R2798.00
xxv.	Copy of record of Municipal Planning Tribunal i.t.o Section 44(2) of the SPLUMA By-Law of Greater Tzaneen Municipality	R2667.00	R2798.00
xxvi.	Lodging of an objection	R6590.00	R6913.00
xxvii.	Granting of intervener status i.t.o Section 127 of the SPLUMA By-Law of Greater Tzaneen Municipality	R9346.00	R9804.00
xxviii.	Lodging of an Appeal	R9346.00	R9804.00
xxix.	Issuing of zoning certificate	R0	R100.00 per certificate

SECTION B:**ADVERTISEMENT AND INSPECTION FEES**

Apart from the fees prescribed in Section A, the following fees shall be payable to the Local Authority

i.	Notice of application in Provincial Gazette and newspapers	R4997.00	R5242.00
ii.	Inspection and hearing regarding any application	R2192.00	R2300.00

ALLOCATION AND RATES FOR HAWKERS' BUSINESSES

<u>Site Allocation</u>	<u>Type of Business</u>	<u>Current Rates</u>	<u>Proposed Rates</u>
Market Stall	Hairdressing	R12.69/d	R13.31/d
	Food and Soft drinks	R25.38/d	R26.62/d
	Fruit and Vegetables	R12.69/d	R13.31/d
	Accessories and other Appliance (Cell/Jewellery/hair/books)	R12.69/d	R13.31/d
	Clothing	R25.38/d	R26.62/d
Pavements/Sidewalks	Fruit and Vegetables	R6.29/d	R6.59/d
	Accessories (Cell/Jewellery/Hair)	R6.29/d	R6.59/d
	Clothing and Toys	R12.69/d	R13.31/d
Trolleys/Designated Cart	Food and Soft drinks	R12.69/d	R13.31/d
	Accessories	R6.29/d	R6.57/d
	Fruit and Vegetables	R6.29/d	R6.57/d
Junction/Road side	Food and Soft drinks	R12.69/d	R13.26/d
	Fruit and Vegetables	R12.69/d	R13.26/d
	Décor materials (flower pots/flowers, etc.)	R12.69/d	R13.26/d
Open designated site Hawker's fee	Centre of town	R50.54/d	R53.01/d
Adv. of Board handling fee		R631.80	R662.75
Adv. Board Approval fee		R631.80	R662.75
Adv. Sign Board Application fee		R573.89	R602.01

Adv. Sign Board Inspection fee	R114.78	R119.94
Adv. On bridges, fence, wall and lamp poles (4.5m+)	R0.00	R1 439/pm
Adv. Storage Fees	R0.00/d	R105.00/d
Hawkers Bush Mechanics	R631.80	R662.75
Hawkers Car wash	R631.80	R662.75
Taxi & Busses	R1 263.60	R1 325.51

BUSINESS REGISTRATION TARIFFS

That these tariffs be increased/ changed according to the tariffs gazette by LEDET. The tariffs below unchanged and queries by Limpopo Municipalities reached LEDET for consideration to be online with MFMA

CODE	TYPE OF BUSINESS	APPLICATION FEE	REGISTRATION FEE	ANNUAL RENEWAL FEE
251	Stone quarrying, clay, and sandpits	R100.00	R200.00	R240.00
3	Manufacturing	R100.00	R300.00	R360.00
412	Manufacturing and distribution of gas	R100.00	R200.00	R240.00
50	Construction	R100.00	R300.00	R360.00
61	Wholesale: sale to public Sells to retailers. Sells to both public, and retailers	R100.00	R500.00 R500.00 R500.00	R600.00 R600.00 R600.00
621	General trade (General Dealer)	R100.00	R200.00	R240.00
622	Retail trade in food, beverages, and tobacco	R100.00	R200.00	R240.00
623	Other retail trade in new goods	R100.00	R200	R240.00
624	Retail trade in second-hand goods	R100.00	R200.00	R240.00
625	Retail trade not in stores	R100.00	R100.00	R120.00
626	Repair of personal and households' goods	R100.00	R200.00	R240.00
631	Sale of motor vehicle	R100.00	R500.00	R600.00
632	Maintenance and repair of motor vehicles	R100.00	R200.00	R240.00
633	Sale of motor vehicle parts and accessories	R100.00	R200.00	R240.00
634	Sale, maintenance and repair of motor cycles and related parts and accessories	R100.00	R200.00	R240.00
635	Retail sale of automotive fuel	R100.00	R400.00	R480.00
641	Hotels accommodation, camping sites and provision of short-stay accommodation	R100.00	R400.00 R100.00 R300.00	R480.00 R120.00 R360.00
642	Restaurants, bars and canteens	R100.00	R200.00	R240.00
71	Land transport	R100.00	R200.00	R240.00

72	Water transport	R100.00	R200.00	R240.00
73	Air transport	R100.00	R200.00	R240.00
741	Supporting and auxiliary transport	R100.00	R400.00	R240.00
75	Post and Tele-communication	R100.00	R250.00	R240.00
81	Financial intermediations	R100.00	R200.00	R240.00
84	Real estate activities	R100.00	R200.00	R480.00
85	Renting of machinery and equipment	R100.00	R400.00	R300.00
86	Computer related activities	R100.00	R400.00	R240.00
87	Research & development	R100.00	R200.00	R240.00
881	Legal, accounting, bookkeeping and auditing activities, tax consultants, market research & public opinion research, business & management consultancy	R100.00	R200.00	R480.00
882	Architectural, Engineering and other technical activities	R100.00	R200.00	R480.00
883	Advertising	R100.00	R200.00	R240.00
8891	Labour recruitment and provision of staff	R100.00	R200.00	R240.00
8892	Investigation and security activities	R100.00	R200.00	R240.00
8893	Building and industrial plant cleaning activities	R100.00	R200.00	R240.00
8894	Photograph activities	R100.00	R200.00	R240.00
8895	Packaging activities	R100.00	R200.00	R240.00
88991	Credit rating agency activities	R100.00	R200.00	R240.00
88992	Debt collecting agency activities	R100.00	R200.00	R240.00
88993	Stenographic, duplicating, addressing, mailing list and similar activities	R100.00	R200.00	R240.00
920	Educational and training activities	R100.00	R200.00	R240.00
931	Human health activities	R100.00	R200.00	R240.00
932	Veterinary activities	R100.00	R200.00	R240.00
933	Social work activities	R100.00	R200.00	R240.00
951	Activities of business, employers and professional organizations	R100.00	R200.00	R240.00
96	Recreational, cultural & sporting activities	R100.00	R200.00	R240.00
961	Motion pictures, radio, television and other entertainment activities	R100.00	R400.00	R480.00
962	News agency activities	R100.00	R200.00	R240.00
9901	Washing and dry-cleaning of textiles and for products	R100.00	R150.00	R180.00
9902	Hair-dressing and other beauty treatment	R100.00	R200.00	R240.00
9903	Funeral and related activities	R100.00	R400.00	R480.00

REVENUE

Refer to drawer cheques (R/D) – Admin Fee
Current R200.00 and Proposed R200.00

Unpaid debit orders – Admin fee
Current R200.00 and Proposed R200.00

Supply of information (faxes)
Current R20.00 and Proposed R20.00

Supply of Duplicate statements
Current R20.00 and Proposed R20.00

Furnishing of Clearance Certificate Electronically
Current R295.00 and Proposed R310.00

Furnishing of Clearance Certificate Manually
Current R260.00 and Proposed R275.00

Furnishing of Valuation Certificate
Current R210.00 and Proposed R220.00

Furnishing of Duplicate Clearance Certificate
Current R150.00 and Proposed R160.00

Applying for Clearance Figures Electronically
Current R190.00 and proposed R210.00

Applying for Clearance Figures Manually
Current R280.00 and proposed R300.00

Final reading levy
Current R150.00 and Proposed R160.00

Credit Control Action – Friendly Reminders and
Final Demand Notice
Current R50.00 and Proposed R50.00

Credit Control Action – SMS Notification
Current R3.00 and Proposed R3.00

Copy of the Valuation Roll
Current R1 600.00 and Proposed R1 680.00

MINIMUM INITIAL CONSUMER DEPOSITS PER CATEGORY:

	CURRENT	PROPOSED
Flats with electricity only	R1 800.00	R2 100.00
Flats with electricity and water	R2 100.00	R2 300.00
Residential and agricultural properties:		
Single phase	R3 000.00	R3 500.00
Three phase	R7 000.00	R8 000.00
Business:		
Single phase	R8 100.00	R9 500.00
Three phase	R12 200.00	R14 00.00
Pre-paid electrical users (Water deposit)	R500.00	R600.00

Threshold for indigent households to be equal to the pensioners allowance as promulgated every year.

All above tariffs are VAT excluded.

**RENTAL OF UNIMPROVED PORTIONS OF THE FARM LETABA FLYING CLUB
512**

Hanger number	Area/m²	Current Rental per Month	Proposed Rental per Month
1A	437	1 775.05	1 952.55
1	118	479.30	527.23
2	215	873.32	960.65
3	660	2 680.85	2 948.94
4	225	913.94	1 005.33
5	175	710.84	781.92
6	123		
7	137	556.48	612.12
8	215	873.32	960.65
9	283	1 149.52	1 264.48
10A	207	840.82	924.90
10	190	771.77	848.95
11	215	873.32	960.65
12	193	783.95	862.35
13	483	1 961.91	2 158.10
14	231	938.31	1 032.14
15	473	1 921.28	2 113.41
16A	400	1 624.76	1 787.23
16	422	1 714.12	1 885.54
20		877.38	965.11
23	204	828.64	911.50
24	391	1 747.02	1 921.72
Main Building	992	1 210.44	1 331.49
Hanger :Pro Air	188		
28	123	499.61	549.57
29		763.66	840.03

LANDING FEES

	CURRENT	PROPOSED
Single motor aircraft:	R150 per landing	R150 per landing
Double motor aircraft:	R230 per landing	R230 per landing
Helicopter:	R150 per landing	R150 per landing
Parking fees:	R 80 per night	R80 per night

INDIGENT FEE

Indigent Management Fee	R200.00	R200.00
-------------------------	---------	---------

ENVIRONMENTAL HEALTH FEES

	CURRENT	PROPOSED
Cleaning of overgrown stands	R0.94c/m ²	R2.50c/m ²
Validation of waste management plan	R1 560.00	R1 560.00

LICENCING TARIFFS

Poster

With regard to posters the amount of R20.00 per advertisement of which R5.00 is refundable.

Election Posters

An once off payment of R625,00 per candidate/applicant per election and a R150,00 deposit which is refundable.

Pamphlets

An amount of R210.00 per applicant which is not refundable.

Advertisement – Properties

With regard to advertisement of the selling of properties, an amount of R625.00 per calendar year or any part thereof.

Banners

With regard to banners, an amount of R210.00 of which R125.00 is refundable.

Driving School Registrations

Regarding driving school registration an amount of R1 050.00 per calendar year or any part thereof.

Dog Tax

Application for dog tax (Licensing) R50,00 amount payable per dog.

AMENDMENT TO DETERMINATION OF CHARGES FOR THE FURNISHING OF INFORMATION AND DOCUMENTS

It is hereby notified in terms of Section 80B(8) of the Local Government Ordinance, 1939 (Ordinance 17 of 1939), read with Section 10G(7) of the Local Government Transition Act, 1993, read with Section 11 (3) of the Local Government Municipal Systems Act 2000, that the Greater Tzaneen Municipality has by special resolution further amended the charges payable for the furnishing of information and documents, contained in Municipal Notice no. 24 dated 29 July 1981, and published in Provincial Gazette, No. 4157 of 29 July 1981, with effect from 1 July 2024 as follows:

	CURRENT	PROPOSED
a) Written information: for every folio of 150 words or part thereof:		
	R8,50	R8.50
b) Continuous search for information:		
- For the first hour	R52,00	R52.00
- For every additional hour or part thereof	R29,00	R29.00
c) Photostat Copies (per copy)	R0,80	R0.80
d) Faxes:		
i Faxes received (per A4 copy)	R3,90	R3.90
ii Faxes dispatched (per A4 copy)	R3,90	R3.90
e) Duplicating Work:		
Per folio	R0,36	R0.36
Per master	R0,36	R0.36

- (y) That the following Reviewed Policies attached to this report be approved by Council:

Revenue Related Policies

- a) Tariff Policy
- b) Credit Control & Debt Collection
- c) Consumer Deposits
- d) Cash Control Policy
- e) Impairment of Debt Policy

Budget Related Policies

- a) Budget Policy
- b) Indigent Policy
- c) Supply Chain Management
- d) Property Rates Policy
- e) Cash Management and Investment Policy
- f) Virement Policy
- g) Adjustment Budget Policy
- h) Borrowing Policy
- i) Funding and Reserves Policy
- j) Policy Relating to Long-Term Financial Planning
- k) Policy Relating to Management and Disposal of Assets
- l) Policy dealing with Infrastructure Investment and Capital Projects
- m) Subsistence and Travelling Policy
- n) Cost Containment Policy
- o) Petty cash policy

- (z) That the Municipal Infrastructure Grant (MIG) Implementation Plan for 2024/2025 to 2026/2027 be noted by Council

- (aa) That the following projects funded by Municipal Infrastructure Grant (MIG) be approved

Project Name	Funding sources	2024/2025 (R)	2025/2026 (R)	2026/2027 (R)
Upgrading of Nkowakowa B (Hope of Christ, Bombelani School, Giyani Soshangani and Xirhombarhomba) Streets	MIG	0	18 447 000	9 553 000

Paving of Topanama Access Road	MIG	16 900 000	0	0
Paving of Thapane Street from gravel to paving	MIG	18 447 000	13 253 000	0
Lenyenye Street from gravel to paving	MIG	17 227 298	26 452 404	0
Paving of Zangoma to Mariveni Road	MIG	21 162 615	0	0
Upgrading of Marirone to Motupa Street from gravel to paving	MIG	3 730 582	0	0
Paving of Nkowakowa Section D (Tommy Spaza Shop via Bridge, Mashaba via Vodacom and Raymond Makelana) Streets	MIG	0	36 000 000	2 000 000
Access Street from Khopo, Molabosane School via Tickyline and Myakayaka Serutung to Malegege to Shoromong	MIG	0	0	42 739 895
Dan Access road from R36 (Scrapyard) to D5011 (TEBA)	MIG	21 054 096	0	0
Bulamahlo Community Hall	MIG	6 631 209	0	0
Supply and Installation of 20 High Mast	MIG	0	13 000 000	0
Paving of Thako to Kkefolwe to Kherobene Road	MIG	0	3 277 096	24 400 405
Paving of Khethong Access Street	MIG	0	0	15 000 000
Supply and Installation of 30 High Mast	MIG	0	0	26 894 000
PMU Management (4.5% & 4.8% of Total MIG)	MIG	5 909 200	6 180 500	6 346 700
TOTAL MIG		111 062 000	116 610 000	126 934 000

(bb) That the following Own Funded Projects be approved:

Project Name	2024/2025 (R)	2025/2026 (R)	2026/2027 (R)
Township Establishments (Tzaneen Ext 105, Portion 24 of Mohlaba's Location and Novengilla)	0	1 000 000	0
G.I.S(Procurement of equipment)	2 000 000	0	0

Purchase of Land (Politsi ext. 1).	0	5 000 000	0
Tzaneen Ext. 13 internal streets	0	10 000 000	0
Nkowakowa Internal streets (Tambo to Maxakeni Street)	5 600 000	0	0
Mogapeng Ring Road	0	0	2 000 000
Tzaneen Airfield Runway	0	0	12 000 000
R71 Roundabout	1 500 000	0	0
Maribethema Pedestrian Crossing bridge	4 000 000	0	0
Petanenge Pedestrian crossing bridge	4 500 000	0	0
Patamedi Low level bridge	0	0	2 000 000
Tlhabine Pedestrian Bridge	3 500 000	0	0
Lephepane low level Bridge	0	0	2 500 000
Walk-behind Roller X 2	700 000	0	0
Installation for smoke detectors in municipal buildings	1 200 000	1 200 000	0
Nkowakowa offices (Old Home Affairs building)	1 300 000	0	0
Toilet block and change rooms in parks	0	0	1 500 000
Shiluvane and Mulati library	0	0	500 000
Public toilets in Tzaneen	700 000	0	0
New ablution block, offices and storage facility at Nkowakowa testing grounds	1 500 000	0	0
Ablution block in Sanlam centre taxi rank	1 500 000	0	0
New sleeping quarters at Georges valley treatment plant	0	1 500 000	0
New sleeping quarters at Nkowankowa plumbers' workshop	0	1 500 000	0
New sleeping quarters at Letsitele water treatment works	0	0	1 500 000
Airfield fencing	0	4 500 000	4 500 000

Archive storage at Tzaneen testing ground	0	0	1 500 000
Haenertzburg library sleeping quarters	0	1 500 000	0
Ablution facility at Tzaneen Public Toilets	0	800 000	0
Civic center building	3 000 000	9 000 000	0
Connections (Consumer Contribution)	10 000 000	10 000 000	10 000 000
Urban distribution networks	0	1 000 000	0
11 kV and 33 kV Auto reclosers per annum X4 (La_Cotte x 2, California x 1,	1 500 000	1 500 000	0
Monitoring system on GTM electrical network	5 100 000	2 000 000	9 400 000
11kv Feeder from Western sub to Industrial area	0	0	3 000 000
Rebuild 66 kV wooden line from Tarentaalrand Main to Tzaneen (20km) in Phases	5 500 000	5 500 000	5 500 000
Skirving and Peace Streets replacement of old switchgear with safe technologies	0	4 000 000	2 000 000
Tzaneen Main retrofitting old panels with safe technologies	0	0	2 000 000
Procurement of Network planning software	1 000 000	0	0
Renewal Repairs and maintenance of Bulk meters and replace current transformers & meter panel Tarentaalrand,	1 500 000	0	0
Installation of STATS meters Tzaneen Main, Letsitele Main, Western Sub, Rubbervale & 33/11kV Substation in Phases	0	500 000	500 000
Installing of Quality of Supply recorders (Tarentaal Rand, Tzaneen Main, Letsitele Main, Henley, Waterbok, Middlekop, Politsi, Blacknoll, Letsitele Valley	500 000	0	0
Refurbishment of protection systems and panels in Tarentaal rand	0	2 000 000	2 000 000
Refurbishment of protection systems and panels in Tzaneen Main	0	0	2 000 000
Refurbishment of protection systems and panels in Letsitele Main	0	0	1 500 000
Replacement of Box Breakers at Letsitele Main Substation in Phases	3 000 000	2 000 000	0
Replacement of Box Breakers in Main Substations at Tzaneen Main in phases	3 000 000	3 000 000	0

Replacement of 132Kv & 66Kv Breakers at Tarentaal Main Substations in phases	0	0	1 000 000
Replacement of 66Kv Current Transformers at Letsitele Main Substations in phases	0	1 500 000	0
Replacement of 66Kv Isolators at Letsitele Main Substations in phases	0	500 000	1 000 000
Replace, Refurbish & Upgrading of underground LV cables, metering kiosks (Tzaneen Town)	0	1 000 000	1 000 000
Replacement of old metering boxes and meters	1 000 000	1 000 000	0
Maintenance Management tools & system	1 000 000	0	0
Revenue Protection	0	500 000	0
Streetlights (Tzaneen Town, Haernerstburg)	1 000 000	1 500 000	1 500 000
Building of new 10 MVA, 66/11 kV Substation at Blackhills, Includes construction of 66kV line	0	0	2 000 000
Upgrading of Middlekop Substation from 2MVA to 4MVA	0	0	2 000 000
Install New 5MVA 66/11kV Transformer Letsitele Valley	0	2 000 000	0
Rebuilding of Pusela 11 kv line (4.5km)	0	1 000 000	0
Rebuilding of Letsitele Valley/Bindzulani 11 kv line (5km)	1 000 000	0	0
Rebuilding of Hotel/Stanford Lake college 11 kv line (5km)	1 000 000	0	0
Rebuilding of Tarentaalrand/Deerpark 11 kv line (5km)	1 000 000	0	1 000 000
Rebuilding of La Cotte 11 kv line (5km)	0	0	1 000 000
Installation of streetlights from R71 Voortrekker traffic light to Deerpark Traffic circle	1 500 000	0	0
Rebuilding of Ebenezer 33 kv line (5km)	0	0	1 500 000
Rebuilding of Grenshoek 11kV line (7.6km)	0	1 000 000	0
Rebuilding of Valencia 11 kv line (11km)	0	0	1 000 000
Rebuilding of Gravelotte/Rubbervale 11 kv line (8.5km)	0	1 000 000	0
Rebuilding of Taganashoek _ Quality 11 kv line (5km)	1 000 000	0	0
Rebuilding of Henely _Deeside 11 kv line (5km)	0	0	1 000 000

Rebuilding of The Pleins T-off _ R10 11 kv line (6km)	1 000 000	1 000 000	0
Installation of 11kv Switchgear at Western sub	2 500 000	0	0
Electrical Infrastructure Fencing (60 x Mini sub) Tzaneen, Letsitele & Haenerstburg	1 000 000	1 000 000	0
Installation of Rooftop Solar PV Municipal Main Building	0	0	2 000 000
Capital Tools	500 000	500 000	500 000
Runnymede Sport Facility Phase 2	6 000 000	5 000 000	7 000 000
Installation of X – Ray Scanner Machines	700 000	0	0
Restoration of Biometric Access Control	2 000 000	0	0
Purchase of Law Enforcement Trailer	400 000	0	0
Purchase of Office Equipment	290 777	290 777	0
Purchase of Office Equipment	510 223	509 223	600 000
Archive storage at Tzaneen licensing Main building	0	1 200 000	0
Filing Cabinet for Records and Admin Division	300 000	0	0
Loud hailing Bakkie	799 000	0	0
Marketing and Communications Equipment	400 000	0	0
ICT Equipment	3 000 000	2 000 000	0
TOTAL	90 000 000	90 000 000	90 000 000

- (cc) That Council approve the mSCOA Roadmap as per **Annexure “T”**
- (dd) That the cost containment circular no 82 and 97 as issued by national treasury on the 30th of March 2016 and 31 July 2019 continuously be enforced to reduce spending on non-priority items
- (ee) That the following projects funded by Integrated National Electrification Programme (INEP) be approved


No.	Project Name	Number of Connections	2024/2025 Original Budget (R)
1	Electrification of Burgersdorp (Colbits)	150	3 000 000
2	Electrification of Rwanda phase 1	100	2 000 000
3	Electrification of Mackery phase 3	100	2 000 000
4	Electrification of Mandlakazi phase 3	150	3 000 000
5	Electrification of Akanani phase 2	177	3 530 000
6	5.6km Makhutswe to Burgersdorp 22kv line		1 680 000
	TOTAL	677	15 210 000

Pre-Engineering		
No.	Project Name	2024/2025 Original Budget (R)
1	Electrification of Mawa Block 12	148 000
2	Electrification of Khujwana	237 000
3	Electrification of Xihoko	147 000
4	Electrification of Mavele phase 6	206 000
5	Electrification of Dan phase 2	206 000
6	Electrification of Senopelwa	237 000
	TOTAL	1 181 000

BULK INFRASTRUCTURE		
No.	Project Name	2024/2025 Original Budget (R)
1	11kV Waterbok to Selwane village MV line	7 539 000
	TOTAL	7 539 000

(ff) That the following projects funded by Municipal Disaster Recovery Grant (MDRG) be approved:

Project Name	2024/2025 Original Budget (R)
Mopye Culvert Bridge	4 000 000
Pulaneng Primary School Road	4 000 000
Sebone School Road (Mokgolobotho Village)	2 261 000
TOTAL	10 261 000

Signed by the Speaker 
 Councillor MS Tiba.....